

**Friends of Selsdon Wood Open Day and SRA Community Picnic and Fun afternoon** Although the weather did not look promising, we pressed ahead with our Open Day on 8<sup>th</sup> September after so much hard work had been put in to organising it. Fortune smiled on us with just a few slight showers at the start of the event and warm sun coming out towards the end. The Butterfly Hunt for children was popular with over 20 participants. Overall attendance was excellent and we raised in excess of £400 for FSW funds. A full report (with photos) is provided on the website Events page <http://www.friendsofselsdonwood.co.uk/events.php> . Many thanks to our organiser Linda Morris and to everyone who helped during the preparations and on the day.

**2024 Photo Exhibition!** – We were delighted to be able to hold our Photo Exhibition again this year and there was lots of activity at the display stand. Twenty people entered the event, some sending all six permitted photos. It was thus necessary to draw up a shortlist. This comprised 38 photographs which were shown at Open Day with all visitors invited to vote for their three favourites. Some of the photos have already been used for the 2025 calendar and others may be used in coming years. Voting was close but by the end of the day we had the winners –

First Prize - £50 - 28/4/24 - Deer in Bluebells by Slawomir Wnuk (We do not have contact details for Mr Wnuk – please get in touch if you know him.)

Second Prize 2024 - £20 - 11/4/24 - The Owl & the Pussycat by Andy Hart

Third Prize - £10 - 8/9/23 - Bombus hortorum, Bumblebee by Tony Flecchia (Tony donated his prize to FSW)

The winners and all other shortlisted entries are shown on the Photo Competition page of the website <https://www.friendsofselsdonwood.co.uk/calendar-exhibition-2025.php> .

**The FSW Calendar for 2025 is available for £5** - To get your copy phone 020-8657-0423 or e-mail [govierh@gmail.com](mailto:govierh@gmail.com) .


**Work Sessions in September** – Though there was no scheduled work session on Sunday, some of the team turned out to do some work. Jim and David cleared a fall in The Wend then went on to clear overgrown benches in Field 2. On the Butterfly Bank, Valerie weeded and watered and John repaired the fence. The entrance now has new ties and the dog entry points have been closed up. They both then went up to water the Marjoram recently planted in David's Crook and to leave some bottles of water for future waterings. They should last weeks of drought if required.

On 7<sup>th</sup> September Neale and Karen gave the toilets a good clean in preparation for Open Day. They found broken seats and a number of other problems which have been reported to the Council.















The scheduled work session on 29<sup>th</sup> September was devoted to clearing tree falls in East Gorse and Bluebell Grove.

**Our Next Walk - Fungus Hunt Saturday 26<sup>th</sup> October @ 10am** –

September was a good time to spot fungi - brought on early by the rain. However, October is more usually the best month for fungus hunting so do please join us for our annual autumnal forage. The gallery overleaf shows some of the fungi that can be seen in our wood.





<p><b>Lots of Fungi</b> Look out for these on our October walk.</p> <p>See the FSW website for further information and lots more fungi. All photographs taken in Selsdon Wood.</p>	<p><b>Yellow Stagshorn</b></p>  <p>Seen this year in Steven's Walk</p>	<p><b>Beefsteak</b></p>  <p>When mature often appears to be "bleeding" as here.</p>	<p><b>Sycamore Tar Spot</b></p>  <p>Spots on Sycamore and Maple leaves. Does not damage the tree but causes early leaf fall</p>	<p><b>Smokey Bracket</b></p>  <p>This one seen in Langford's way</p>
<p><b>Parasol Mushroom</b></p>  <p>A mushroom with a pretty pattern on the cap..</p>	<p><b>King Alfred's Cakes</b></p>  <p>Grow on logs and stumps of Ash. Hard and spherical, it looks like burnt cake.</p>	<p><b>Southern Bracket</b></p>  <p>A sturdy bracket fungus.</p>	<p><b>Common Puff Ball</b></p>  <p>Round, common fungus. Spores are released in a puff when it is touched.</p>	<p><b>Giant Polypore</b></p>  <p>A large fungus as the name suggests. The underside has pores not gills.</p>
<p><b>Candlesnuff</b></p>  <p>A small fungus that looks like the snuffed wicks of candles. Common on mossy stumps.</p>	<p><b>Milking Bonnet</b></p>  <p>One of many species of bonnet shaped fungi.</p>	<p><b>Fairies Bonnets</b></p>  <p>Very tiny bonnets. Often seen in vast groups - as here.</p>	<p><b>Turkeytail</b></p>  <p>A small, widespread fungus with banded colours like the tail of a turkey. Grows on logs and stumps.</p>	<p><b>Twig Parachute</b></p>  <p>Tiny mushrooms growing along a Bramble twig.</p>