

Name Board Restoration Project - Of the original 87 or so name boards put up 5 or 6 years ago, 15 have fallen or been stolen. We have kept the fallen boards safe and on the workday on Sunday 7th May a FSW working party put back 8 boards (Broom Path, Farleigh Border, 2 x East Gorse, 2 x The Wend, Beech Grove, Stevens Walk) using a new method, and added another nail to extend the life of an old Farleigh Border board.

As a tree grows it expands and several our name boards have been (& will be) pushed off their trees. We decided that we should try another method of mounting the boards. The cedar mounting blocks are prone to splitting and are being replaced by 19mm resin-bonded plywood. We now use longer nails into the tree and screw the name board to the mounting board around the nail head whose diameter is increased by a 20mm stainless steel washer. This leaves a gap of 30mm plus to accommodate the tree's expansion and this will allow any ivy to creep behind the name board.

We still have 2 refurbished name boards to put up and need 5 new ones made. Inevitably more name boards will fall and their mounting will be upgraded.

A second task undertaken on 7th May was the re-erection of the fallen guide post at the bottom of Field 2. We hope all of this makes it easier for you to find your way around.

Removal of Laurel – The third job of the day was the removal of Laurel. Laurel is a Mediterranean species, probably introduced into Court Wood over 100 years ago to give cover for game birds. It is spreading steadily by suckering, layering and seeding and it is inhibiting the growth of other plants. Laurel poisons the ground beneath it and the Friends work to remove it where we can. After cutting it is hung up in bushes to prevent regrowth.





























Don't forget the Photo Competition – Each entrant may submit up to 6 photographs taken in Selsdon Woods between 20th August 2015 and 19th August 2017. Winners will be chosen by a secret ballot of the visitors to the FSW Open Day in September 2017. Please submit your photographs to our competition organiser, Heather Govier, either in electronic format by email to selsdonwood@gmail.com or as prints to 219 Oswald, Courtwood Lane, Croydon. CR0 9HG.

Selsdon Wood Drinking Fountains – In last month's newsletter I appealed for information from anyone who could tell us more about the drinking fountain at the Yew Tree way entrance. Many thanks to Alan Underwood who contacted me with the following information, "*I can provide more information about the drinking fountain that is mentioned on your History page. The fountain that was once inside Yew Tree Gate was installed on 25th March 1957. It was one of several thousand installed by the Metropolitan Drinking Fountain & Cattle Trough Association with contributions from the Addington Smallholders during 1956. It would have looked like one of these: http://www.mdfta.co.uk/fountains_156.html.*" The concrete base which is still there by the gate certainly matches with these designs. However, the remains of the fountain in David's Crook look nothing like this so that was almost certainly installed at a different time.

A Word of Thanks - When David Malins was on a FSW work party on Sunday 7th May, he managed to lose one of his walking sticks. He would like to express his thanks to the kind person who found it, collapsed it and left it on the FSW Lost Property box. He is extremely grateful.

This Month's Walk Sunday 18th June @ 11am – Discover Summer Flowers with Malcolm Jennings – Local natural history expert Malcolm Jennings will again lead our Summer Flowers walk. Join us for a leisurely stroll to enjoy the scents and views and to see how many flowers we can spot. For the May walk we provided a handout showing flowers to look out for. This proved very popular and as over 45 people attended we quickly ran out of copies. So this month the spotter's guide overleaf is a checklist of 28 species we hope to see. We will have some copies available on the day but you can beat the rush by bringing your own printout or a copy of the page on your smartphone.

Flowers to look out for on the June walk

White Flowers						
						
Bladder Campion - May-Sept - fields - - leaves pointed oval -	White Dead Nettle - in Great Field - - has no sting -	Bittercress - woodland path edges - - 4 petals - tiny flowers	Hedge Bedstraw - in field edges - - leaves - in whorls -	Garlic Mustard - path edges - - leaves smell of garlic -	White Clover - leaves trefoil - - also available in pink -	Ox-Eye Daisy - in fields - - large tall flowers -
						
Wild Strawberry - field edges - 5 petals - ay be fruits -	Common Daisy - in fields in cut grass - - many petals -	Sanicle - woodland path edges - - shiny dark leaves -	Stitchwort - woodland path edges - - 10 petals - -	Mouse-ear - in field borders -	Field Rose - in field border hedgerows -	Hogweed - path edges - - flowers very tall -
Blue/Purple/Pink Flowers						
						
Comfrey - in Jubilee - - tall -	Speedwell - in field borders - - 4 petals -	Pyramidal Orchid - in Linden Glade - - 5 petals -	Scabious - in fields - - large solitary flowers	Ground Ivy - in field borders - - round velvety leaves -	Dog Rose - field border hedgerows -	Marjoram - in field edges - - attracts butterflies -
Yellow Flowers						
						
Buttercup - widespread in fields -	Medick (Black) - David's Crook path - - trefoil leaves -	Hawkweed - scattered in fields - - flowers in clusters -	Greater Yellow Rattle - widespread in fields - - seed heads rattle -	Yellow Archangel - woodland path edges -	Birds Foot Trefoil - in fields -	Goatsbeard - solitary flowers - - long bracts -