

FSW 2014 Open Day - Sunday 7th September - We had a lovely day for our annual fair, which was a fruitful money raiser. Attractions included a tombola & white elephant stall, a children's activity area with storytime session, two guided walks and visiting stalls including a local art group, wood turners and ceramicist. As usual, refreshments were provided by the 2nd Selsdon and Addington Scout Group lead by Paul Burns. Thanks to Linda Morris for organising the event and to all who helped on the day including Faheem Mirza and his team of volunteers from Muslims for Humanity <http://www.muslimsforhumanity.org.uk> who helped with setting up in the morning. A full report of the event is available on the website.

If any Friends have unwanted garden or camping shelters the FSW can make use of them for future events. They do not need to be in pristine condition – just watertight (more or less!) and easy to assemble and store. We would also welcome unwanted wallpapering or other folding tables. Please get in touch by phone or email if you have any to offer. If you missed the event this year, currently next year's date is planned to be Sunday 6th September so do put it in your diary now. We would welcome a greater variety of stalls, so do tell us of any you might see in local craft events in the run-up to Christmas so we could invite them.


The Photo Competition attracted lots of interest on Open Day and the winner was Mark Shoemith with his Squirrel Portrait. Mark also took second prize with his Small Heath Butterfly and Ted Forsyth took third with his Owl in Linden Glade. Congratulations to both winners!!! Thanks to our anonymous donor there are cash prizes for all 3 winners - £50 (first) and £20 (second) to Mark and £10 (third) to Ted - and we also presented a Snappy Snaps voucher to each winner. All the winning photographs and shortlisted entries can be seen on the Photo Competition page of the FSW website. The 2015 competition starts now so get out with your cameras in the coming weeks to catch the autumn colours!

















Haymaking and Tree Felling in Our Wood - Those of you who visit the wood regularly will have noticed that the fields have now had their annual cut. The work was done by a local farmer called Ian Bushell who is subcontracted by Quadron - the contractor that does all the footpath flailing in the woods. As part of the contract, Mr Bushell bales the hay and sells it for silage to offset his costs. The hay quality is not good enough for fodder - partly because of the copious Yellow Rattle which is parasitic on the grass. However, the up-side to this is that the weakened grass allows more wildflowers to grow so it is good from a biodiversity point of view. Take a look at the Management page of the website for a photo story about the bailing of the hay which was carried out in a single day in September. You may also have noticed that the trees cut down this spring in the area at the top of Langford's Way have now all been cleared away. You will find them in the log store at the Farleigh Road end of Vincent Avenue, which is now very well stocked. This wood was cut by Council contractors and will be sold by the Council on the open market to subsidise the costs of work. The purpose of the felling, carried out as part of the 5 year development plan, is to sustain a healthy wood with some understorey and to provide succession. This prevents it all becoming high forest and helps to encourage more varied plant growth and bird life.

FSW Logs and Charcoal - We still have available some of the charcoal we made back in May and logs from the timber felled in coppicing. We will be delighted to let you have bags of charcoal (3 kilos) now for a discounted donation of £5 each, large bags of charcoal finings (a garden fertiliser) for £5 each and sacks of logs for £4 each. Please contact Neale Fox for information or to arrange collection – phone 020-8657 0384 or e-mail logs.selsdonwood@btinternet.com.

FSW 2015 Calendar is now available - for the usual donation of £5. The calendar contains beautiful seasonal photographs of our woods and makes an ideal present for friends and relatives now living away. Also this year we have some FSW Christmas Cards featuring this lovely robin photographed in our wood last month. These are available for a donation of 80p per card or £7.50 for ten. To order calendars and cards get in touch through phone, email or website.



Our next walk is "Autumn Fungi & Fruit" with The Friends on Sunday October 12th at 10am - meeting as usual in the car park. You may find the illustrated guide overleaf useful on the day or when out walking on your own this autumn. It shows 14 common and easily recognisable fungi that may be found in our wood.

<p style="text-align: center;">Fungi to find in Selsdon Wood in Autumn</p> <p>The notes give a clue as to where they may be found. See the FSW website for further information and lots more fungi.</p> <p>All photographs taken in Selsdon Wood.</p>	<p style="text-align: center;">Fly Agaric</p>  <p>This is the typical fairy story toadstool. Look for them on the ground in the Gorses area.</p>	<p style="text-align: center;">Honey Fungus</p>  <p>Widespread, growing on dead wood. A destructive parasite that kills trees.</p>	<p style="text-align: center;">Purple Jelly Disc</p>  <p>Small, jelly-like fungus growing on felled logs or stumps.</p>	<p style="text-align: center;">Jelly Ear</p>  <p>Grows on old, dead or dying Elder trees. Also called Jew's Ear - see FSW website for explanation.</p>
<p style="text-align: center;">Yellow Stagshorn</p>  <p>Regularly seen on a Pine stump in West Gorse and another in The Wend.</p>	<p style="text-align: center;">King Alfred's Cakes</p>  <p>Grow on logs and stumps of Beech or Birch. Hard and spherical, it looks like burnt cakes.</p>	<p style="text-align: center;">Chicken of the Woods</p>  <p>A massive fungus high in a tree beside Bluebell Grove - by the crater close to David's Crook.</p>	<p style="text-align: center;">Common Puff Ball</p>  <p>Small, common fungus growing on the ground. The spores are released in a puff when it is touched.</p>	<p style="text-align: center;">Twig Parachute</p>  <p>A tiny fungus that grows on Bramble stems.</p>
<p style="text-align: center;">Stinkhorn</p>  <p>When new has a strong smell to attract flies. Found on the ground in The Wend.</p>	<p style="text-align: center;">Birch Polypore</p>  <p>A large, bracket fungus growing on Birch. The underside is white and has pores not gills.</p>	<p style="text-align: center;">Sycamore Tar Spot</p>  <p>Spots on Sycamore and Maple leaves. Does not damage the tree but causes early leaf fall.</p>	<p style="text-align: center;">Turkeytail</p>  <p>A small, widespread fungus with banded colours like the tail of a turkey. Grows on logs and stumps.</p>	<p style="text-align: center;">Candlesnuff</p>  <p>A small fungus that looks like the snuffed wicks of candles. Common on mossy stumps.</p>