

Get your entries in for the 2021 Photo Competition! – As a glance at the FSW Facebook page shows, many people are taking their exercise in our woods and taking photos of what they see. Do please send your favourite photos in for our annual photo competition.

Each entrant may submit up to 6 photographs taken in Selsdon Wood between 20th August 2020 and 19th August 2021. Hopefully, the winners will be chosen by a secret ballot of the visitors to the FSW Open Day on 5th September. If the event is cancelled due to the pandemic we will set up an online voting system. Please submit your photographs to our competition organiser, Heather Govier, either in electronic format by email to govierh@gmail.com or via the FSW Facebook page. Please send full sized images (not reduced edits) and for each photo supply a title, date and the area of the wood in which it was taken (if known). We also need your full name and contact details.

Bat Walk - Friday 4th June 9pm – This walk will be led by our bat expert Steve Budd. Adjustments to Covid measures now mean that groups of up to 30 can meet outdoors for events such as these. To keep control of the numbers, attendance is by application only, by email to danceswithwolvezs@gmail.com. Applications will be accepted strictly on a 'first come, first served' basis and confirmation of your attendance will be by return email.

The event is wholly weather-dependant and cancellation at short notice is possible. Please include a contact mobile number in your email for this purpose. Cancellation will be notified no later than by midday on 4 June.

Please be in the main car park no later than 9.00pm for a 9.10pm start. Wear appropriate outdoor footwear and clothing and be mindful of tree roots and other trip hazards throughout. Please bring a torch and a bat detector if you have access to one.

Summer Flowers Walk - Sunday 6th June 11am – As in previous years this walk will be led by Malcolm Jennings who will show us the rich diversity of flora in our wood. There is no need to book for this but if numbers exceed 30 we may need to split into two groups.



















For those of you who like to identify flowers on unguided walks, the number of summer flowers in our wood is far too great for a simple one-page guide such as the one we published last month for the spring flowers. We have thus produced a series of guides each focussed on a single colour. These are available to download from the Flowers page of the website <http://www.friendsofselsdonwood.co.uk/wildflowers.php>.

We love to record first sightings each year so if you see any of them do let us know (with a photo if possible) via the FB page or direct to me at govierh@gmail.com. They will then be shown on the Sightings page of our website <http://www.friendsofselsdonwood.co.uk/sightings.php>. Here there are also listings of animal species seen in the wood and we would also love to hear of any you can add to the list (with photos if possible)

FSW Open Day- Sunday 5th September – We are hoping that the easing of the Covid-19 restrictions will continue and that we will therefore be able to hold our Open Day again as planned this year in the field by the car park and bear.

As well as having our annual Photographic competition to be judged by the visitors, we hope to welcome back the craft and charity stalls: the Woodturners and the RNLI have already booked their pitches. We would love to have some new craftspeople or hobbyists who would like to display (and sell) their creations. Please do pass this message on to anyone you know who may like to come – and perhaps to those who have not yet sold all the white elephants they found in Lockdown clear-outs and so would like to sell them at the Open Day. Please contact FSW via email to selsdonwood@gmail.com or by text to 07979 00 2547 for more information.

Identifying Trees – We have over 40 different species of tree in our wood. Overleaf is a guide to identifying some of the most recognisable deciduous trees. See how many you can find on your next walk. A detailed Tree Spotter's Guide for each of the 43 species of tree in Selsdon Wood is available in the form of downloadable pdfs from the Trees and Shrubs page of the FSW website. <http://www.friendsofselsdonwood.co.uk/trees-and-shrubs.php>

<p style="text-align: center;">Summer Trees</p> <p>Now that all the trees are in full leaf here is a guide to identifying some of the most recognisable - shown in alphabetical order. Evergreens and trees with hard to identify oval leaves are excluded. 50p piece shows scale.</p>	<p style="text-align: center;">Ash</p>  <p>Leaves formed of 4 - 7 pairs of leaflets with a terminal single,</p>	<p style="text-align: center;">Birch (Silver)</p>  <p>Leaf small and triangular/ heart shaped with toothed edges</p>	<p style="text-align: center;">Sweet Chestnut</p>  <p>Leaves are large and glossy, oval in shape and deeply toothed</p>	<p style="text-align: center;">Elder</p>  <p>Dusky green compound leaf - 5, 7 or 9 oval leaflets with toothed edges</p>
<p style="text-align: center;">Elm</p>  <p>Leaves asymmetrical with 3 lobes at the tip on some - no stalk and ribbed under surface</p>	<p style="text-align: center;">Field Maple</p>  <p>Leaf (on top) similar to Sycamore (beneath) but smaller and more deeply cut</p>	<p style="text-align: center;">Hawthorn</p>  <p>Common H (left) has deeply lobed leaf - Midland H (right) similar in outline but with very shallow lobes</p>	<p style="text-align: center;">Horse Chestnut</p>  <p>Large leaves are palmate (broken up into 'fingers') with 7 leaflets with toothed edges.</p>	<p style="text-align: center;">Lime</p>  <p>Leaf toothed and heart shaped with one lobe larger - we have large & small leaved varieties</p>
<p style="text-align: center;">Oak - English</p>  <p>Very distinctive leaf shape with wavy edges</p>	<p style="text-align: center;">Oak - Turkey</p>  <p>Leaves more jagged than those of English Oak</p>	<p style="text-align: center;">Poplar (White)</p>  <p>New leaves are shiny above with white felt on the underside - green fades until tree appears silver</p>	<p style="text-align: center;">Rowan</p>  <p>Compound leaf divided into 11-15 leaflets with toothed edges</p>	<p style="text-align: center;">Sycamore</p>  <p>Leaf is large and distinctive with five toothed lobes and a pink stem.</p>
<p style="text-align: center;">Wayfaring Tree</p>  <p>Large paired leaves round or heart shaped - dusty green above and whiter beneath</p>	<p style="text-align: center;">Whitebeam</p>  <p>Leaves oval but with distinctive white underside</p>	<p style="text-align: center;">Wild Service</p>  <p>Leaves are distinctive in shape - closer to Maple than any other English tree</p>	<p style="text-align: center;">Goat Willow</p>  <p>Leaves oval but hairy on both sides with a distinctive downy feel and borne on downy red stems</p>	<p>A full list of the 43 species of tree/shrub in Selsdon Wood with an outline of their locations can be downloaded from Trees and Shrubs page on the FSW website.</p>